



# Triangle PL01

## Product Information



# Product Description

Silica Compound



## Application

Triangle PL01 Ice & Snow Segment Tire designed for Car & SUV winter driving conditions whether it be wet cold conditions, slush or snow, providing the require handling and grip to master the elements.

Stylish winter performance from directional V-type main groove tread design.



# Product Positioning

Winter Car & SUV  
Segment Patterns

New Product



PL01



TR777



TR797

Comfort

Ice

Snow

Mileage

Suitable Vehicle Type



# Product Features & Benefits.

- Pattern Design

***Feature***

Staggered Block  
Arrangement & High Radial  
Blade Density

***Benefit***

Improved Tire Traction /  
Breaking Performance in  
Wet and Cold Season

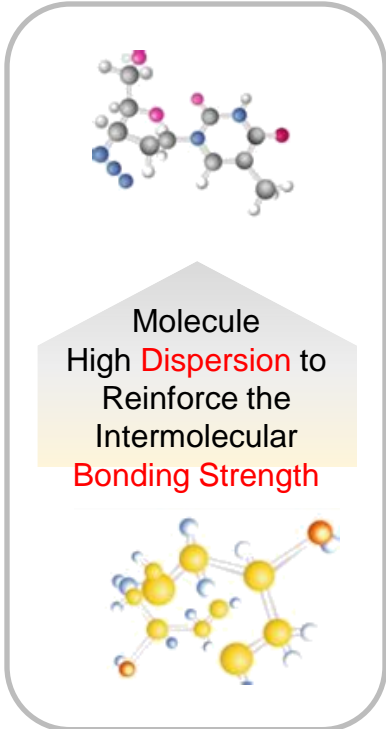


# Product Features & Benefits.

- New Compound

***Feature***  
New DXCE Silica  
Compound

***Benefit***  
Improve the grip  
performance in cold  
weather





# Product Features & Benefits.

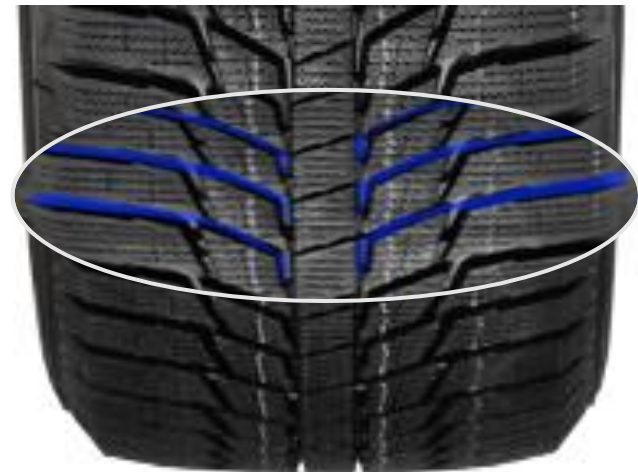
- Pattern Design

*Feature*

V-type Directional Groove

*Benefit*

High Resistance to  
Aquaplaning in Deep Water  
and Slush Conditions



# Product Features & Benefits.

- Pattern Design

***Feature***

Optimized Multi-pitch  
Sequence Design

***Benefit***

Reduce the Tire Noise



# Product Features & Benefits.

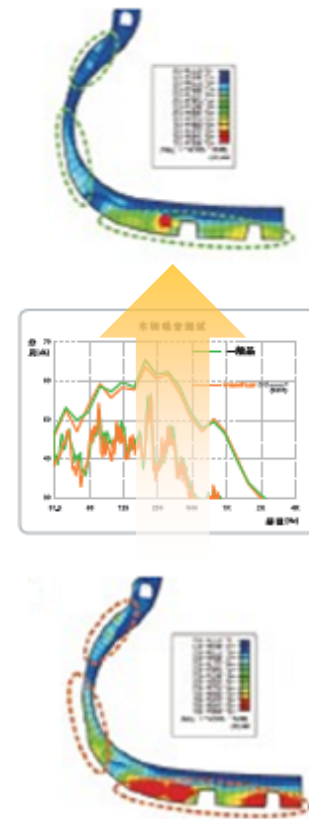
- Pattern Design

Feature

Difference Depth Grooves and Optimized Tire Structure Design to Provide Uniform Ground Contact Pressure

Benefit

Provide Longer Mileage with Uniform Wear





# Product Features & Benefits.


- Pattern Design

***Feature***


Continuous Shoulder Block Design to Reduce the Tire Deformation when Rolling

***Benefit***

Improved Pressure Distribution to Provide Low Rolling Resistance



Change to





# Product Features & Benefits.

- Pattern Design

***Feature***

Directional Pattern with  
Straight Center Line Rib  
Design to Provide Increased  
Center Line Rigidity

***Benefit***

Good Straight Handling at  
High Speed



# Passenger Benchmark Test Result

	Ice Brake	Ice Acceleration	Ice Subjective	Snow Brake	Snow Acceleration	Snow Subjective	Average
Leading European Brand	100	100	100	100	100	100	100
Triangle Snowlink	109	107	102.5	99	102	100	103.1

- TRIANGLE SNOWLINK displays equivalent or improved Snow & Ice performance with leading European winter tyre specialist.
- TRIANGLE SNOWLINK establishes itself as a viable alternative for the most demanding winter markets.

205/55R16 Triangle SnowLink Winter test carried in Arctic Falls proving grounds in Sweden



# Passenger Benchmark Test Result

	Wet Brake	Wet Subjective	Dry Brake	Dry Subjective	Stability	Noise	Fuel Consumption	Average
Leading European Brand	100	100	100	100	100	100	100	100
Triangle Snowlink	95	92.5	97	92.5	92.5	100	98	94.9

- TRIANGLE SNOWLINK displays close performance with leading European winter tyre specialist.
- TRIANGLE SNOWLINK provides an excellent value winter tyre package.

205/55R16 Triangle SnowLink road test carried at IDIADA proving grounds in Spain



# SUV

## Benchmark Test Result

	Ice Brake	Ice Acceleration	Ice Subjective	Snow Brake	Snow Acceleration	Snow Subjective	Average
Leading European Brand	100	100	100	100	100	100	100
Triangle Snowlink	101	N/A	97.5	101	101	102.5	100.6

- TRIANGLE SNOWLINK displays equivalent or improved Snow & Ice performance with leading European winter tyre specialist.
- TRIANGLE SNOWLINK establishes itself as a viable alternative for the most demanding winter markets.

215/65R16 Triangle SnowLink Winter test carried in Arctic Falls proving grounds in Sweden



# SUV

## Benchmark Test Result

	Wet Brake	Wet Subjective	Dry Brake	Dry Subjective	Stability	Noise	Fuel Consumption	Average
Leading European Brand	100	100	100	100	100	100	100	100
Triangle Snowlink	94	95	98	97.5	97.5	102.9	100	97.6

- TRIANGLE SNOWLINK displays close performance with leading European winter tyre specialist.
- TRIANGLE SNOWLINK establishes itself as a viable alternative for the most demanding winter markets.

215/65R16 Triangle SnowLink road test carried at IDIADA proving grounds in Spain



# Line-up Information.

Pattern	Size	Load Index	Speed Rating	Development Status	Pattern	Size	Load Index	Speed Rating	Development Status
PL01	195/65R15	95	R	In Production	PL01	215/65R16	102	R	In Development
PL01	205/55R16	94	R		PL01	235/65R17	108	R	
PL01	215/65R16	102	R		PL01	205/50R17	93	R	
PL01	235/65R17	108	R		PL01	205/60R15	95	R	
PL01	185/65R15	92	R	In Preparation	PL01	205/60R16	96	R	
PL01	195/60R15	92	R		PL01	205/70R15	100	R	
PL01	205/65R15	99	R		PL01	215/45R17	91	R	
PL01	215/60R16	99	R		PL01	215/55R16	97	R	
PL01	225/65R17	106	R		PL01	215/55R17	98	R	
PL01	225/70R16	107	R		PL01	215/70R15	98	R	
PL01	235/70R16	109	R		PL01	215/70R16	104	R	
PL01	155/65R14	75	R	In Development	PL01	225/40R18	92	R	
PL01	165/65R14	83	R		PL01	225/45R17	94	R	
PL01	165/70R14	85	R		PL01	225/50R17	98	R	
PL01	175/65R14	86	R		PL01	225/55R16	99	R	
PL01	175/65R15	88	R		PL01	225/55R17	101	R	
PL01	175/70R13	86	R		PL01	225/60R17	103	R	
PL01	185/55R15	86	R		PL01	225/60R18	104	R	
PL01	185/60R14	86	R		PL01	235/40R18	95	R	
PL01	185/60R15	88	R		PL01	235/45R17	97	R	
PL01	185/65R14	90	R		PL01	235/60R16	104	R	
PL01	185/70R14	92	R		PL01	235/60R18	107	R	
PL01	195/55R15	89	R		PL01	245/45R18	100	R	
PL01	195/55R16	91	R		PL01	255/55R18	109	R	
PL01	195/65R15	95	R		PL01	255/55R19	111	R	
PL01	205/55R16	94	R		PL01	255/55R20	110	R	

Size Range Covering Passenger & SUV Key Northern European Requirements.